

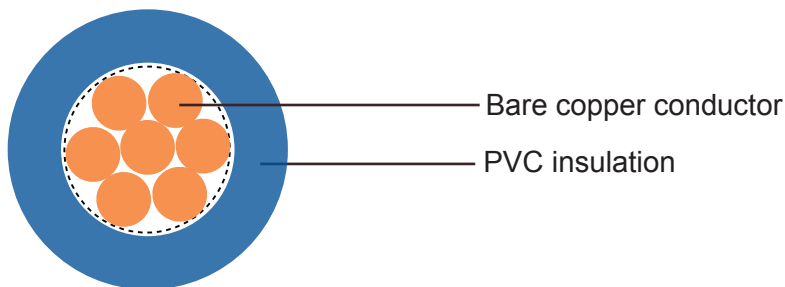


6491X/6491X HR to BS 6004(New BS EN 50525-2-31)

Application and Description


These cables are designed for use as fixed wiring in domestic, Industrial power and lighting applications such as light fittings, appliances, switchgear and control gear, they can be used in conduit or trunking or surface mounted when used as an earth. 6491X is equivalent to H07V-U/H07V-R/H07V-K. The heat-resistant version is ideal for use in installation which are subject to direct contact with high temperature equipments (e.g. varnishing machines and drying towers etc.).

Cable Construction



6491X

- Bare copper made of solid/strands conductor
- Solid to BS 6360 CL-1 or IEC 60228 CL-1(H07V-U)
- Stranding to BS 6360 CL-2 or IEC 60228 CL-2(H07V-R)
- Stranding to BS 6360 CL-5 or IEC 60228 CL-5(H07V-K)
- Special PVC TI1/TI3(for 6491X HR) core insulation



6491X

Core Identification

Green/Yellow, Black, Blue, Brown, Red, White, Grey, Violet

Technical Characteristics

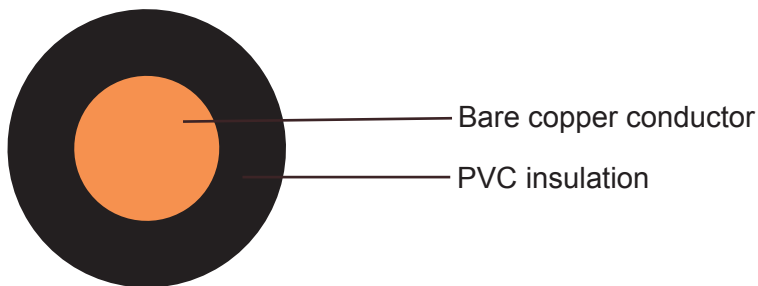
- Working voltage: 450/750 volts
- Test voltage: 2500 volts



- Minimum bending radius: Up to 10mm²: 3xoverall diameter
10mm² to 25mm²: 4xoverall diameter
Above 25mm²: 5xoverall diameter
- Operating temperature: -0° C to +70° C/105 ° C(for 6491X HR)
- Short circuit temperature: +160° C
- Flame retardant: IEC 60332.1
- Insulation resistance: 10 MΩxkm



6491X



6491X

Cable Parameter

AWG (No of Strands/ Strand Diameter)	No. of Cores x Nominal Cross Sectional Area #xmm ²	Nominal Thickness of Insulation mm	Nominal Overall Diameter mm	Nominal Copper Weight kg/km	Nominal Weight kg/km
16(solid)	1x1.5	0.7	2.9	14.4	21
14(solid)	1x2.5	0.8	3.5	24	33
12(solid)	1x4	0.8	3.9	38.0	49
10(solid)	1x6	0.8	4.5	58.0	69
8(solid)	1x10	1.0	5.7	96	115
16(7/24)	1x1.5	0.7	3.0	14.4	23
14(7/22)	1x2.5	0.8	3.6	24	35
12(7/20)	1x4	0.8	4.2	39	51
10(7/18)	1x6	0.8	4.7	58	71
8(7/16)	1x10	1	6.1	96	120
6(7/14)	1x16	1	7.2	154	170
4(7/12)	1x25	1.2	8.4	240	260
2(7/10)	1x35	1.2	9.5	336	350
1(19/13)	1x50	1.4	11.3	480	480
2/0(19/11)	1x70	1.4	12.6	672	680
3/0(19/10)	1x95	1.6	14.7	912	930
4/0(37/12)	1x120	1.6	16.2	1152	1160



Industrial Cables to British Standard

AWG (No of Strands/ Strand Diameter)	No. of Cores x Nominal Cross Sectional Area #xmm ²	Nominal Thickness of Insulation mm	Nominal Overall Diameter mm	Nominal Copper Weight kg/km	Nominal Weight kg/km
300MCM(37/11)	1x150	1.8	18.1	1440	1430
350MCM(37/10)	1x185	2.0	20.2	1776	1780
500MCM(61/11)	1x240	2.2	22.9	2304	2360
-(61/10)	1x300	2.4	24.5	2980	2940
-(61/9)	1x400	2.6	27.5	3765	3740
16(30/30)	1x1.5	0.7	3.1	14.4	20
14(50/30)	1x2.5	0.8	3.6	24	31
12(56/28)	1x4	0.8	4.3	38.0	48
10(84/28)	1x6	0.8	4.9	58.0	69
8(80/26)	1x10	1.0	6.4	96	121
6(128/26)	1x16	1.0	8.1	154	211
4 (200/26)	1x25	1.2	9.8	240	303
2 (280/26)	1x35	1.2	11.1	336	417
1 (400/26)	1x50	1.4	13.1	480	539
2/0 (356/24)	1x70	1.4	15.5	672	730
3/0 (485/24)	1x95	1.6	17.2	912	900
4/0 (614/24)	1x120	1.6	19.7	1152	1135
300MCM (765/24)	1x150	1.8	21.3	1440	1410
350MCM (944/24)	1x185	2.0	23.4	1776	1845
500MCM(1225/24)	1x240	2.2	27.1	2304	2270